

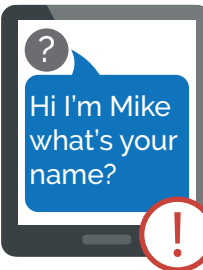
# Teacher's instructions

Cut out the actions below and ask pupils to place or stick them in the laptop of 'Things I should do' or 'Things I should NOT do' on page 2. This activity can be done individually or in groups. On page 3, pupils should read the 'Signs I'm not safe' and write down some trusted adults they could ask for help.

Ask a trusted adult before typing in personal details online




Tell a trusted adult if someone I don't know is sending me messages



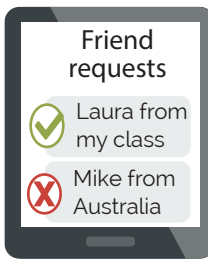
Tell someone I met online where I am or where I live




Send mean messages to somebody I don't like




Keep my social media profiles set to 'Private' and only add people I know




Hide my location when using apps like SnapChat (ask an adult for help)




Send naked or revealing pictures of myself




Go online with someone I trust



Meet up with someone I have only met online



Tell friends my passwords



# Staying safe online

Things I should do



Things I should NOT do




# Staying safe online

## Signs I'm not safe

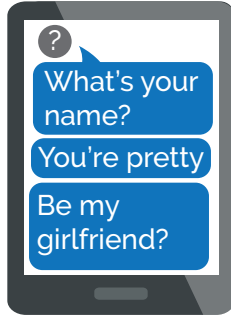
Private messages from strangers



Suspicious emails from people or businesses you don't know



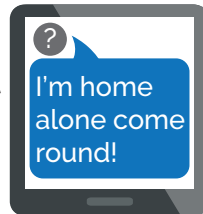
Strangers asking lots of questions, giving lots of compliments, or asking to be your boyfriend or girlfriend




Messages or emails saying you have won a prize, or that someone needs you to send them money



Someone you haven't met or don't know well asking to meet in private



Online strangers asking you to send photos or videos



**If you spot any of these signs, tell one of your trusted adults straight away!**

**My trusted adults are:**

.....

.....

.....

**Examples: mum, dad, aunty, teacher, big brother etc.**